

Why grids?

Draw and paint like the professionals! Used by Leonardo Da Vinci and other masters of art to draw and paint with remarkable results, gridding is a technique that helps anyone, regardless of artistic ability, conquer the difficult task of drawing and painting with accurate perspective and shape. Historically, gridding was complex due to math requirements, but we've designed an easy to use gridding system that can be used by anyone regardless of skill to obtain lifelike results in drawing and painting. Gridding is the Artists' secret to accurate perspective and shape.



What is the Toolkit?

The Toolkit is our 'classic, stand-alone' gridding system designed to grid any surface such as a canvas, canvas board, paper, wall or any other surface regardless of medium. The Toolkit simplifies the complex process of gridding to just a few minutes. No math is required. Simply use the enclosed ruler and one of the 15 different sized image guides, and you're on your way to a drawing and painting with remarkable realism!

Features:

- * Easy to use, user friendly
- * No math involved

Benefits:

- * Guarantees accurate perspective and shape in drawing & painting works of art.
- * Easy, user friendly do-it-yourself gridding system for any surface or medium
- * Ideal for users of all skill levels
- * Provides incremental revenue
- * Increases sales of existing and complimentary art materials

Part # A-TK-S80

Primary Users: Intermediate to Advanced Artists

Secondary Users: Beginning Artists

Draw like a professional in 3 easy steps!

1. Select a Picture or Photo to Draw or Paint & select the Image Guide that best fits your composition: Tape together.
2. Grid Drawing Surface with the GridArt™ Ruler according to our easy to read grid instructions.
3. Begin to draw your masterpiece 1 square at a time.

YOUR CANVAS AND IMAGE NOW SHARE IDENTICAL GRID PATTERNS AND YOU DRAWING YOUR MASTERPIECE IN PERFECT PERSPECTIVE & SHAPE, ONE SQUARE AT A TIME COULDN'T BE EASIER.

Step 1





IMAGE-GUIDE


THE IMAGE-GUIDE FRAME REPRESENTS A FINAL PICTURE FRAME

Step 2



Canvas

Step 3



Canvas

Includes:

- 4 Page full-color instructions
- (1) GridArt Ruler
- (15) Image Guides

